

APF | **1880** CM²
1675 CM²
202 CM²

The new Armstrong Pump Foil (APF) range redefines pump foiling potential with its ultra-low stall speeds, incredible stability and high efficiency to take you further with less effort than ever.





- EASY TO FLY WITH ULTRA-LOW STALL SPEEDS
- PITCH STABLE TO HELP YOU BUILD A NATURAL PUMPING CADENCE
- CO-DESIGNED WITH AEROSPACE ENGINEER CHRIS PORTER

Achieve maximum time on foil

If you're just learning or already seasoned, a forgiving foil that helps keep you flying makes all the difference when building your pumping skills. The APF's outline shape, straight leading edge and high camber foil section offer ultra low stall speeds, quick acceleration and a relaxed, efficient pumping cadence optimised for exploring flat water or cruising effortlessly on micro bumps.

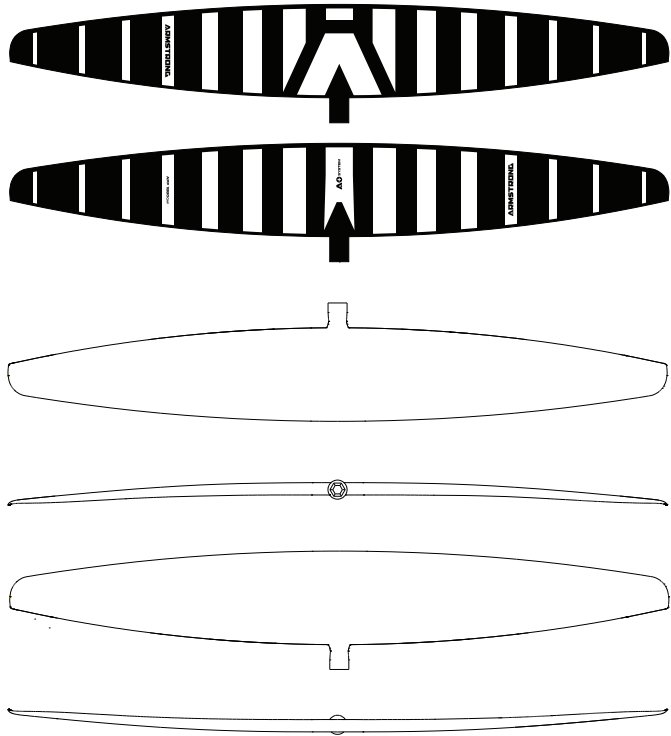
Set up for rock solid stability

The APF delivers pitch stability in key phases of flight without completely sacrificing sensitivity and manoeuvrability for expert riders. The specially designed high camber Pump 202 stabiliser works in harmony with the APF to provide excellent pitch stability throughout the entire pump cycle. This solid feeling underfoot lets you focus on building your technique and developing efficiency to go further than ever before.

Designed with Chris Porter

Designed in collaboration with career aerospace engineer Chris Porter, the APF foil shares its DNA with his reputed Crisp 333 and 381 stabilisers. Our approach to finding gains across all areas of the foil design have led to a pump foil that's truly designed from tip to tip for the discipline.

APF1880^{CM2}



SPECIFICATIONS:

AREA: 1880cm²

SPAN: 1302mm

ASPECT RATIO: 9.2

RIDER RECOMMENDATIONS:

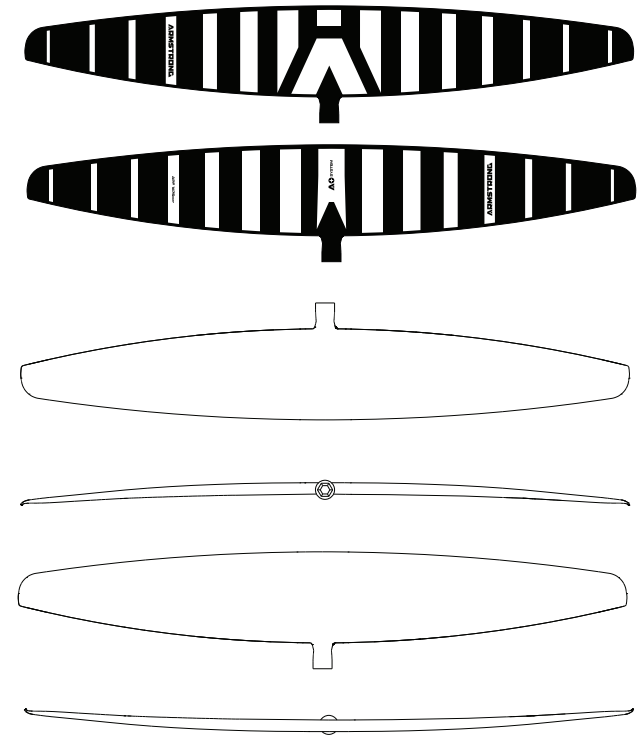
<65kg (143lbs): ADVANCED/EXPERT

60-80kg (132-176lbs): INTERMEDIATE/ADVANCED

75-95KG (165-210LBS): ROOKIE-ADVANCED

90KG+ (198LBS): ROOKIE-ADVANCED

APF1675^{CM2}



SPECIFICATIONS:

AREA: 1675cm²

SPAN: 1202mm

ASPECT RATIO: 8.6

RIDER RECOMMENDATIONS:

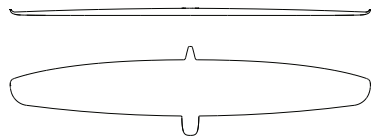
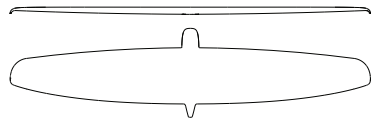
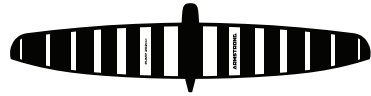
<65KG (143LBS): ADVANCED/EXPERT

60-80KG (132-176LBS): INTERMEDIATE/ADVANCED

75-95KG (165-210LBS): ROOKIE-ADVANCED

90KG+ (198LBS): ROOKIE-ADVANCED

APF202^{CM2}



SPECIFICATIONS:

AREA: 202cm²

SPAN: 397mm

ASPECT RATIO: 7.8

